



.....
.....
.....
.....
.....
.....
.....
.....

I & Ž

"

"

"

	46,578,262	23.89%
	37,800,000	19.39%
	8,778,262	4.50%
	148,381,726	76.11%
	148,381,726	76.11%
	-	-
	194,959,988	100.00%

2018 12 31		32,787.54
	2019 5	29,821.23
	2021 7	31,221.58
	2023 7	

	2024 1-9	2023	2022	2021
	61,300.21			
	-10,718.05		-	
	29,898.89			

	2024/9/30	2023/12/31	2022/12/31	2021/12/31

			/	/
2023				
2022		0.33%	0.02	0.02
		-1.08%	-0.08	-0.07
2021				

"

"

10 11

58,197,099

|

¼ î

-

%

--

"

"

"

"

--

"

" "

" "

"

"

"

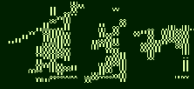
" "

ž |

（本页无正文，为《中德证券有限责任公司关于青岛惠博环保科技有限公司集团股份有限


公司2023年年度利润分配预案执行的专项说明之文件及附件之文件及附件之文件及附件

元世地通人：






惠博

陈自新敬启



2023年12月27日



3

2022

3

2022

2022

--

--
